

FurnSpin

Catalogue




Hettich





People love a good spin

The Joy of FurnSpin is based on this simple but all the more compelling realisation.



Put a spin on tomorrow's world of furniture

Anyone wanting to set trends in this market needs to provide innovative solutions. FurnSpin breaks with yesterday's designs and brings fresh drive to the furniture world: furniture now turns to reveal everything inside without doors or flaps getting in the way.

FurnSpin permits new spatial concepts with outstanding design and impressive functionality. "Spinning" is a thing of joy, creating a magical furniture experience that's long remembered.

SpinLines


- ▶ FurnSpin
- ▶ Summary



| | |
|---|---|
| Technical information | |
| ▶ Design principle and functioning | 6 |
| ▶ Spin furniture versions | 7 |
| ▶ Cabinet body designs and selection criteria | 8 |
| ▶ Design details and required space | 9 |



| | |
|---------------|----|
| ▶ FurnSpin S | 10 |
| ▶ FurnSpin XL | 11 |

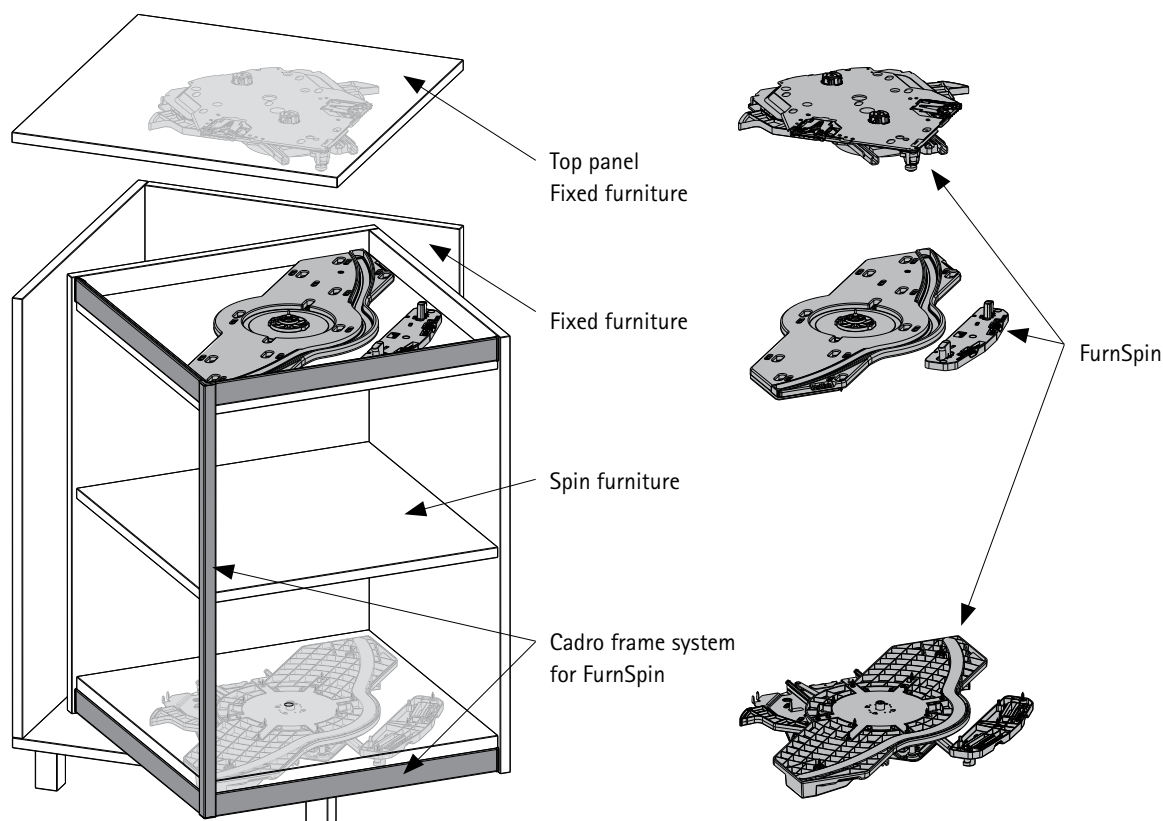


hettich.com/short/ftimej2

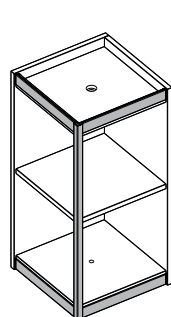
| | |
|-----------------------------|--|
| Hettich Technical Assistant | |
| ▶ Installation / adjustment | |
| ▶ Service | |

Quality criteria

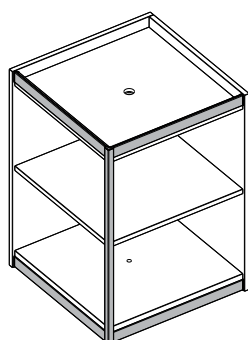
Design principle



Mode of operation



FurnSpin S



FurnSpin XL

Spin furniture:

- Interior furniture, is moved by FurnSpin-fitting
- Height min. 700 mm to max. 2400 mm

Bounding Box:

- Base area covered by Spin furniture in its open and in its closed position
- The Bounding Box determines the size of fitting to select

Movement area:

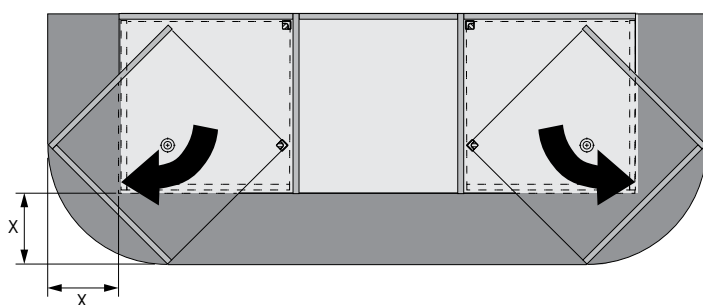
- Space required by the Spin furniture throughout its movement cycle, including the outside of the fixed furniture

Load capacity:

- Total weight of Spin furniture, including contents

Installed position, left:
Opening direction clockwise

right:
anticlockwise

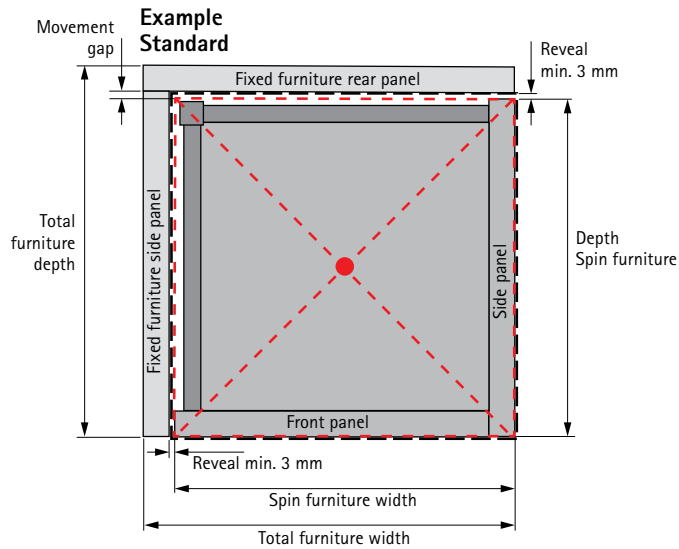


| FurnSpin size | S | XL |
|-------------------------------|-----------|-----------|
| min. in mm | | |
| Bounding box | 377 x 377 | 564 x 564 |
| Movement space X | 192 | 275 |
| max. in mm | | |
| Bounding box | 450 x 450 | 664 x 664 |
| Movement space X | 207 | 296 |
| Loading | 80kg | 120kg |
| max. recommended height in mm | 2000 | 2400 |

Spin furniture versions



All illustrations show fitting installed on right (opening direction anticlockwise). Left: in ease case reversed.



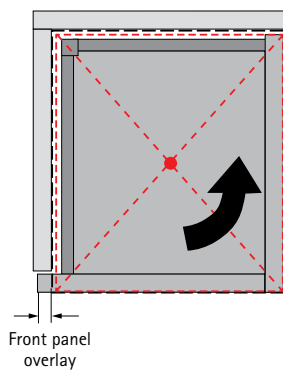
Detailed planning with FurnSpin configurator



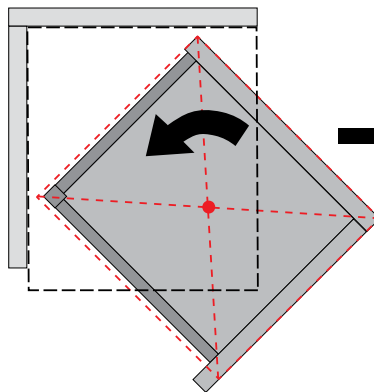
hettich.com/short/g8i4p73

- Space in fixed furniture
- Bounding Box
- Centre point (Spin furniture turning axis)

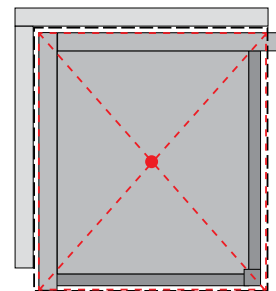
Example Overlay Spin furniture front closed position



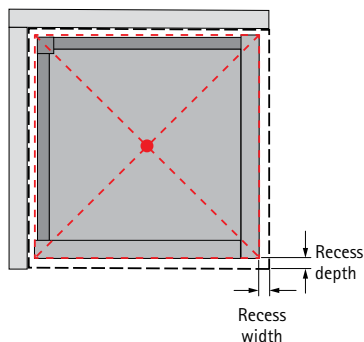
middle position



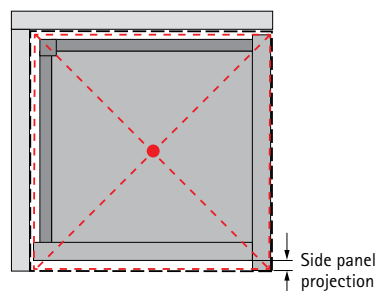
opened position



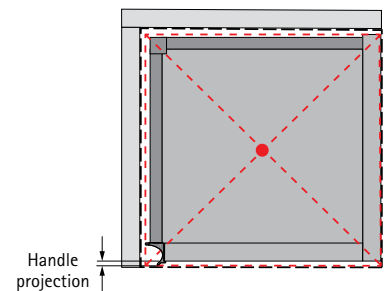
Example Spin furniture set back



Example Spin furniture side projection



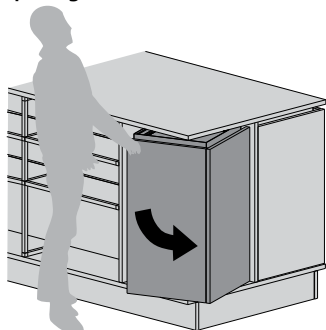
Example Spin furniture with handle



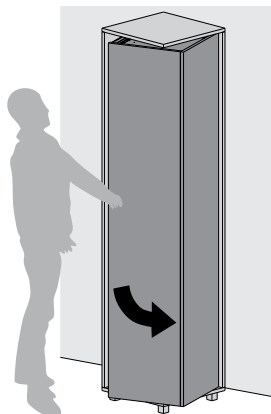
Note: all designs can be combined

Cabinet body designs

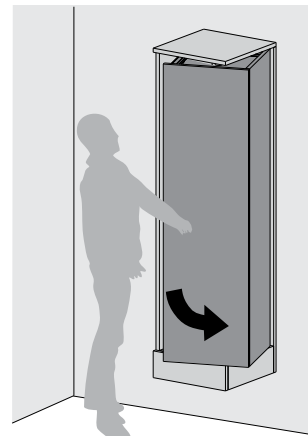
Examples show installed position on right
(opening direction anticlockwise)



Integrated in
free standing furniture

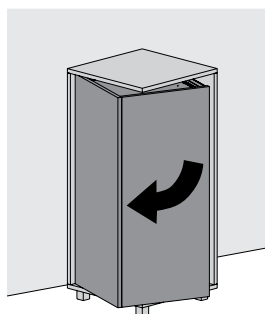


Stand-alone furniture



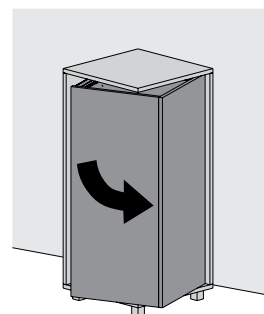
Wall unit with
reinforced base panel

Installed position selected



Installed position, left:
Opening direction clockwise

Installed position, right:
Opening anticlockwise



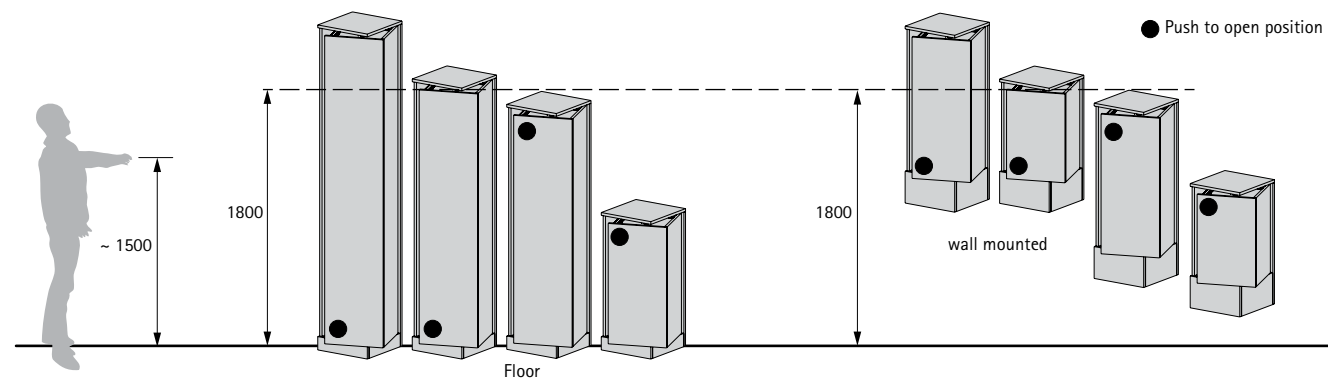
When planning the entire piece of furniture, always bear in mind which opening direction makes the Spin furniture easiest to open. The opening direction cannot be reversed.

Push to open Silent position selected

Recommendation:

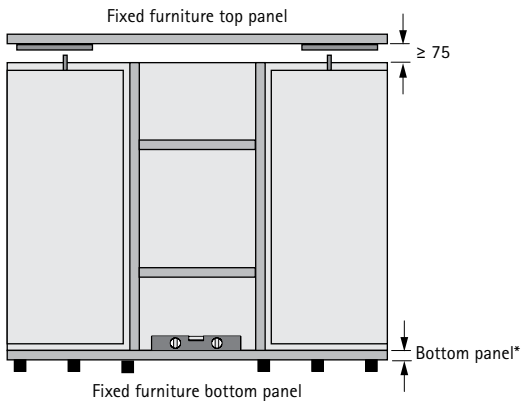
Top edge of Spin furniture above ≥ 1800 mm: Push to open positioned at bottom

Top edge of Spin furniture below < 1800 mm: Push to open positioned at top

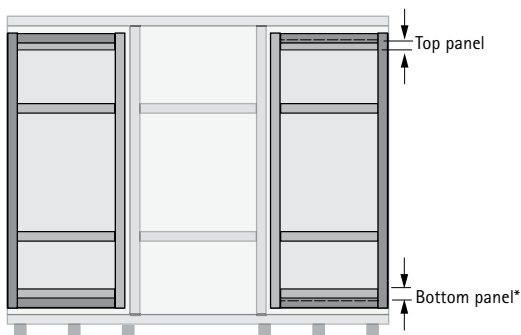
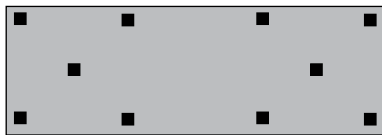


Cabinet body design details

Front view fixed furniture



View from below



Requirements on fixed furniture

- Removable top panel and clearance for installation ≥ 75 mm; Spin furniture is assembled by installing fitting from above
- Levelling, e.g. with spirit level
- Additional 5th foot, centred below FurnSpin fitting
- Fixed furniture attached to wall or adjacent furniture
- Minimum thicknesses of fixed furniture material in mm*:

| FurnSpin size | S | XL |
|---------------|-----------|-----------|
| Top panel | ≤ 16 | |
| Bottom panel* | ≤ 16 | ≤ 18 |
| Side panel | ≤ 16 | |
| Rear panel | ≤ 16 | |

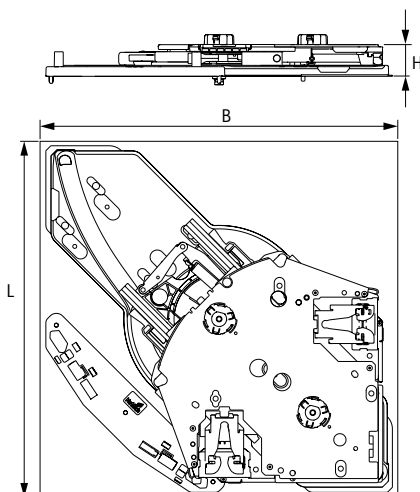
Requirements on Spin furniture

- Corner profile or similar to provide sufficient stability
- Clearance for installing FurnSpin fitting
- Minimum thicknesses of the Spin furniture material in mm*:

| FurnSpin size | S | XL |
|--------------------|-----------|-----------|
| Top panel | ≤ 16 | |
| Bottom panel* | ≤ 19 | ≤ 25 |
| Front / side panel | ≤ 16 | |

*depending on material quality, it may be necessary to use thicker material or provide reinforcement to prevent sagging.

Space required for FurnSpin



Minimum dimensions for installing turning swivelling fitting to mm

| FurnSpin size | S | XL |
|---------------|-----|-----|
| Length L | 339 | 526 |
| Width B | 339 | 526 |
| Height H | 40 | 45 |

SpinLines

- FurnSpin
- Fitting size S

FurnSpin S



Support in selecting the right fitting size (S, M or XL) and detailed planning in the FurnSpin configurator

- Turning and swivelling system for a Spin furniture in a fixed furniture
- Installation position left: clockwise opening
- Installation position right: anticlockwise opening
- For two defined end positions: 0° and 180°
- Push to open Silent (Push to open with Silent System) installed in the top or bottom fitting (must be selected in relation to furniture height and mounting position)
- Push to open Silent only operational with the installation of the activator – installing without the activator results in functionality equivalent to FurnSpin without Push to open Silent
- Suitable for Spin furniture with a Bounding Box base area of min. 377 x 377 mm to max. 450 x 450 mm
- Height of the Spin furniture from min. 700 mm to max. 2400 mm
- Maximum load capacity (Spin furniture weight incl. load) 80 kg
- Can be adjusted in height, tilt, depth, width and end position
- Optional: Cadro frame system for FurnSpin
- Steel, plastic

Set comprises:

- 1 premounted top fitting
- 1 premounted bottom fitting
- 1 aid
- Fixing material

| Installed position | Fixing position | Order no. | PU |
|--------------------|-----------------------------|------------------|-------|
| left | Push to open Silent, top | 9 349 283 | 1 set |
| right | Push to open Silent, top | 9 349 284 | 1 set |
| left | Push to open Silent, bottom | 9 349 285 | 1 set |
| right | Push to open Silent, bottom | 9 349 286 | 1 set |

FurnSpin configurator



hettich.com/short/g8i4p73

Please use the FurnSpin configurator to quickly and conveniently find the right solution for the multitude of planning details.

- Targeted selection of the right fitting size
- Detailed planning of all relevant dimensions
- Complete cabinet body planning for error-free implementation

SpinLines

- ▶ FurnSpin
- ▶ Fitting size XL

FurnSpin XL with Push to open Silent



Support in selecting the right fitting size (S, M or XL) and detailed planning in the FurnSpin configurator

- ▶ Turning and swivelling system for a Spin furniture in a fixed furniture
- ▶ Installation position left: clockwise opening
- ▶ Installation position right: anticlockwise opening
- ▶ For two defined end positions: 0° and 180°
- ▶ Push to open Silent (Push to open with Silent System) installed in the top or bottom fitting (must be selected in relation to furniture height and mounting position)
- ▶ Push to open Silent only operational with the installation of the activator - installing without the activator results in functionality equivalent to FurnSpin without Push to open Silent
- ▶ Suitable for Spin furniture with a Bounding Box base area of min. 564 x 564 mm to max. 664 x 664 mm
- ▶ Height of the Spin furniture from min. 700 mm to max. 2400 mm
- ▶ Maximum load capacity (Spin furniture weight incl. load) 120 kg
- ▶ Can be adjusted in height, tilt, depth, width and end position
- ▶ Optional: Cadro frame system for FurnSpin
- ▶ Steel, plastic

Set comprises:

- ▶ 1 premounted top fitting
- ▶ 1 premounted bottom fitting
- ▶ 1 aid
- ▶ Fixing material

| Installed position | Fixing position | Order no. | PU |
|--------------------|-----------------------------|------------------|-------|
| left | Push to open Silent, top | 9 349 305 | 1 set |
| right | Push to open Silent, top | 9 349 306 | 1 set |
| left | Push to open Silent, bottom | 9 349 307 | 1 set |
| right | Push to open Silent, bottom | 9 349 308 | 1 set |

FurnSpin configurator



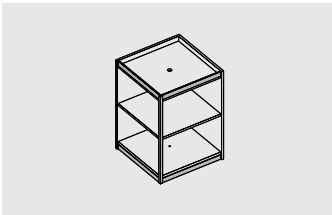
hettich.com/short/g8i4p73

Please use the FurnSpin configurator to quickly and easily find the right solution for the multitude of planning details.

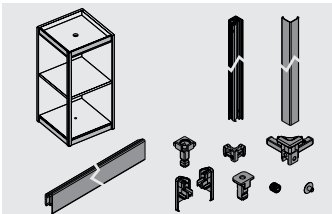
- ▶ Targeted selection of the right fitting size
- ▶ Detailed planning of all relevant dimensions
- ▶ Complete cabinet body planning for error-free implementation

Cadro frame system

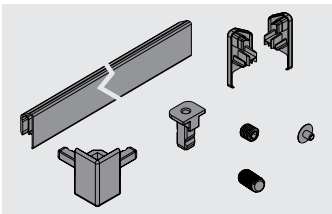
- ▶ Cadro for FurnSpin
- ▶ Summary




| | |
|--------------------------|----|
| ▶ Exploded diagram | 14 |
| ▶ Overview of components | 15 |



| | |
|------------------|----|
| Sets of fittings | |
| ▶ Frame Sets | 16 |
| ▶ Shelf Sets | 16 |



| | |
|-------------------------|---------|
| Components | |
| ▶ Vertical components | 17 - 18 |
| ▶ Horizontal components | 19 |
| ▶ Other accessories | 20 |



hettich.com/short/0sthyv5

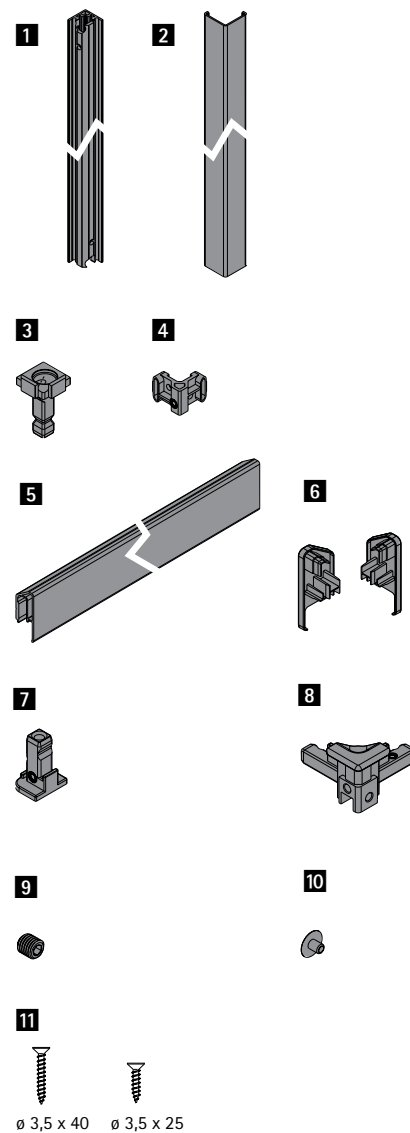
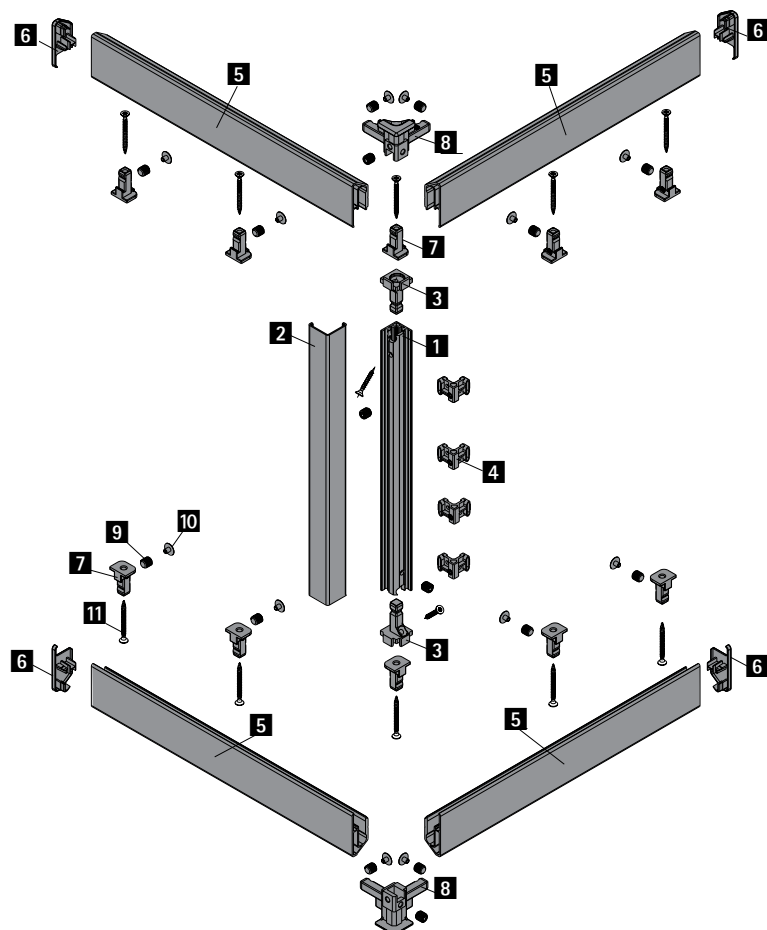
| | |
|-----------------------------|--|
| Hettich Technical Assistant | |
| ▶ Installation | |
| ▶ Settings / Service | |

Quality criteria

Cadro frame system

- Cadro for FurnSpin
- Exploded diagram / component overview

Exploded diagram



Cadro frame system

- ▶ Cadro for FurnSpin
- ▶ Exploded diagram / component overview

Overview of components

Overview of components

Vertical components:

- 1** Glass corner profile
- 2** Cover profile
- 3** Profile adapter
- 4** Clip for cover profile

Horizontal components:

- 5** Fitting cover (FurnSpin cover)
- 6** Cover cap for fitting cover
- 7** Adapter for fitting cover

Other accessories:

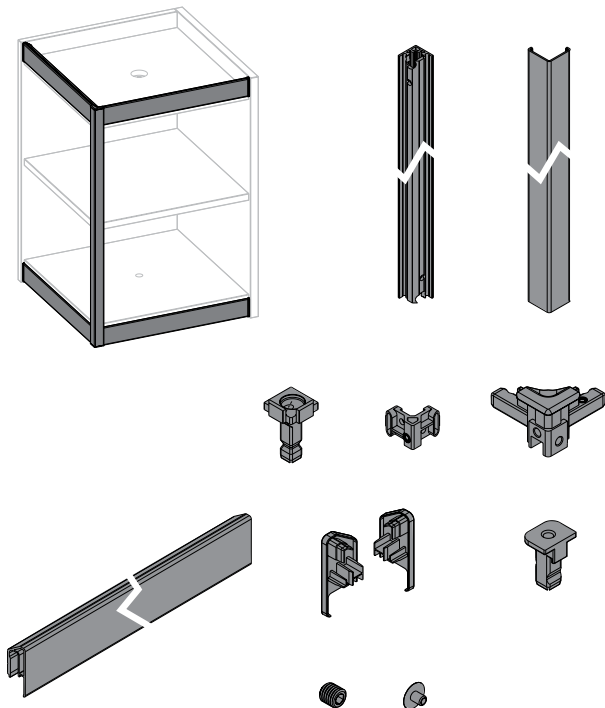
- 8** Corner node, horizontal and vertical
- 9** M5 x 4 mm threaded stud (for all vertical connections)
- 10** Cover cap for threaded stud
- 11** Screws



Cadro frame system

- Cadro for FurnSpin
- Sets of fittings, frame & shelf

FurnSpin Cadro frame set



- Accessory set for a Spin furniture with top and bottom shelf, incl. horizontal / vertical profiles
- One set is required per Spin furniture item
- Optional: Shelf set for additional shelves
- Profiles and fitting cover: length 3000 mm, for cutting to length
- Aluminium, plastic, steel

Set comprises:

- 1 corner profile
- 1 cover profile
- 2 profile adapters
- 4 clips for cover profile
- 1 fitting cover
- 2 cover caps for fitting cover, left
- 2 cover caps for fitting cover, right
- 10 adapters for fitting cover
- 2 corner nodes
- 16 threaded studs
- 12 cover caps for threaded stud
- Screws

Advice:

- One shelf set must be ordered separately for each shelf
- Can be used with material thickness ≥ 16 mm

| Colour | Order no. | PU |
|------------|-----------|-------|
| matt black | 9 360 943 | 1 ea. |
| matt white | 9 360 944 | 1 ea. |

FurnSpin Cadro shelf set



- Contains components for one shelf
- 1 set must be ordered per shelf
- Can be used for shelves in material thicknesses of 16 mm and over
- Plastic, steel

Set comprises:

- 2 profile adapters
- 2 clips for cover profile
- 2 threaded studs
- Fixing material

| Colour | Order no. | PU |
|------------|-----------|-------|
| matt black | 9 401 071 | 1 ea. |
| matt white | 9 401 072 | 1 ea. |

Cadro for FurnSpin Installation Instructions



Individual components available on request

<https://hettich.solutions/48zd1ZJ>

Cadro frame system

- ▶ Cadro for FurnSpin
- ▶ Other accessories

Cadro drilling jig Mini



- ▶ Drilling jig for precise hole and thread drilling
- ▶ Compatible with a wide range of Cadro profiles
- ▶ Drilling distance 20.5 mm suitable for fastening the connecting nodes with Cadro profiles
- ▶ For use with a cordless drill
- ▶ Including drill bush for HSS drill \varnothing 4.5 mm
- ▶ With fixing stop for positioning the profiles
- ▶ Plastic, grey

| Order no. | PU |
|-----------|-------|
| 9 316 176 | 1 ea. |

General technical conditions

The fitting information, screw fixing points and load capacity information contained in this document assume proper attachment using screws specified by Hettich to a chipboard panel providing a screw pull out resistance of at least 1,000 N in accordance with EN 320.

Hettich accepts no responsibility for the load capacity of furniture and its components if materials or fastening methods are used other than those stated; the furniture manufacturer must verify load capacity.

The fitting situations show in this catalogue are only intended to illustrate the possible options. The furniture manufacturer is responsible for ensuring that furniture is designed in compliance with standards, in particular with regard to meeting the requirements on safety.

We will be pleased to provide any further information you may require.

General Terms of Sale and Delivery

All products and services will be provided exclusively on the basis of our General Terms of Sale and Delivery published on our website at www.hettich-agb.com.

Legal notice

© Hettich Marketing- und Vertriebs GmbH & Co. KG
32602 Vlotho, Germany

Safety information

All installation work must only be carried out by certified furniture fitters.

At least 2 people are required to carry out installation.

Risk of injury and damage to property from unsecured furniture tipping over.

On opening unsecured furniture, they can tip over and cause serious injuries and considerable damage to property.

- When fitting furniture, secure them to the wall or floor with suitable fasteners to prevent them from tipping over.
- Follow the instructions of the furniture manufacturer.

December 2025

We reserve all rights to this catalogue under copyright law. It shall not be permissible to duplicate this catalogue in any form either in whole or in part without our written consent. Subject to technical alterations. Errors and omissions excepted. Subject to colour variations.

www.hettich.com

Hettich New Zealand

18 Barmac Place
East Tamaki, Auckland

Free Phone: 0800 438 842

sales-nz@hettich.com

shop.hettich.com

designwithhettich.co.nz

DOI December 2025